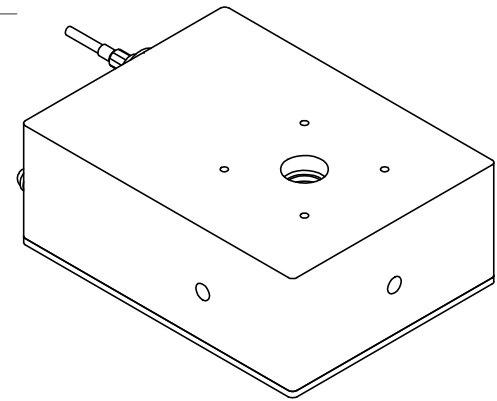
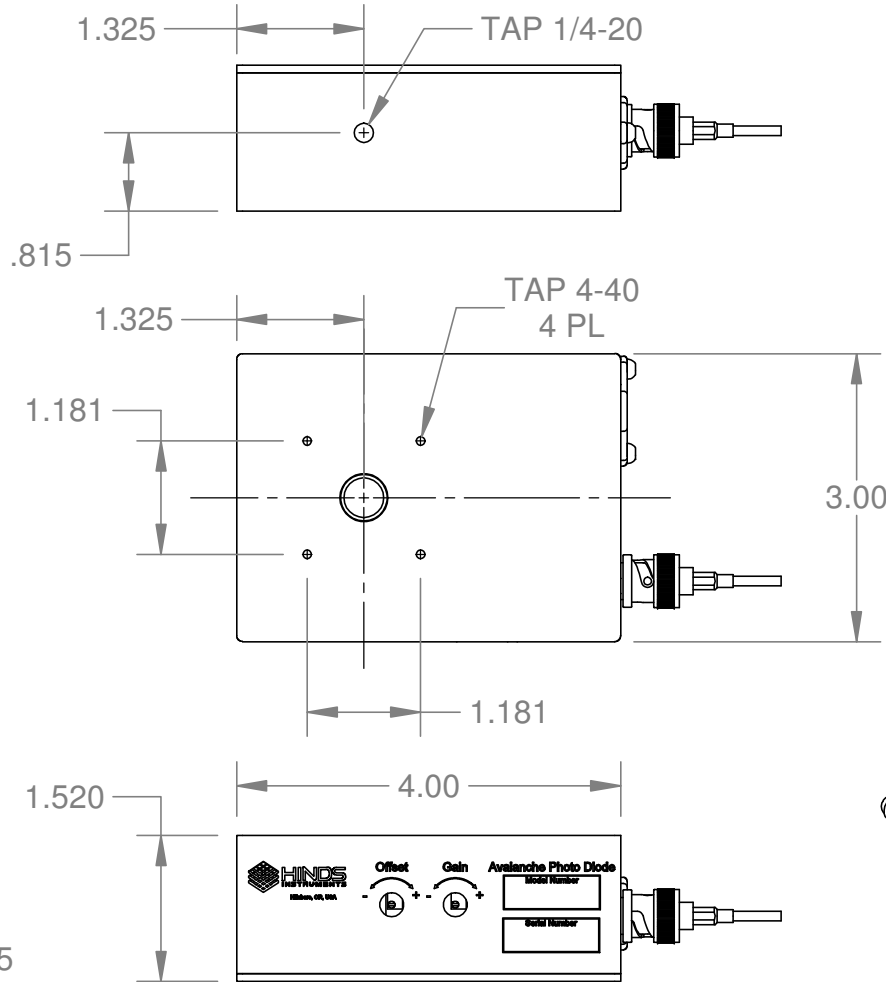
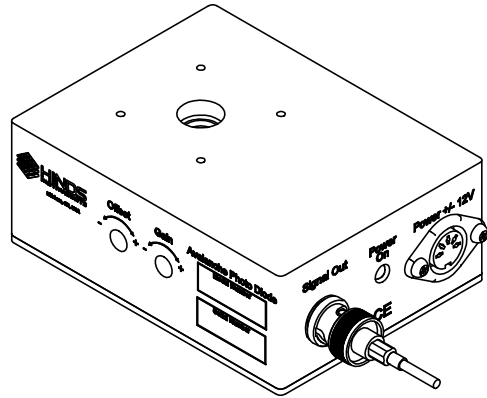




REV.	DESCRIPTION	BY	DATE
0	INITIAL CONTROL	cmansfield	4/25/2012



TAP 1/4-20

UNSPECIFIED LIMITS DIMENSIONS IN INCHES	
FRACTIONS	± 1/32
DECIMALS	.XX ± .010 .XXX ± .005
HOLE DIA's	.XX ± .005 .XXX ± .001
ANGLES	± 0° 30'
BENDS	± 2°
PERPENDICULARITY	.003/INCH
CONCENTRICITY	.003 TIR
STRAIGHTNESS &/OR FLATNESS: .005/INCH	
THREADS: EXTERNAL - CLASS 2A INTERNAL - CLASS 2B	
UNMARKED ANGLES, BENDS & INTERSECTIONS: 90°	
MACHINED SURFACES: 63 OR BETTER	
REMOVE ALL BURRS & SHARP CORNERS	
SAMPLES MUST BE APPROVED BY ENGINEERING DEPARTMENT PRIOR TO STARTING PRODUCTION	

DO NOT SCALE DRAWING

DATE PRINTED	
APPROVALS	DATE
DRAWN cmansfield	4/25/12
CHECKED	
MATERIAL	
FINISH	



APD-100, Overall Dimensions

SIZE A	FSCM NO.	DRAWING NO. 020-2651-025-R OD	REV. 0
SCALE 1:2	RELEASE DATE:	SHEET 1	OF 1